



Premium Building Products
That Protect

BT25XL Butyl Hybrid Window & Door Sealing Tape



Forms a permanent waterproofing air/vapor seal around doors and windows that prevents air and moisture leaks.



- Stop moisture intrusion that causes black mold
- No special tools needed, peel and stick installation
- Meets or exceeds all building codes including ASTM 2112
- Meets or exceeds ICC Code Approval ESR1825
- The only flashing tape that passed hurricane level windblown rain test ASTM E331-90
- Adheres to vinyl, plywood, OSB, foam, metal, aluminum, and masonry
- Can be left exposed up to 120 days



EPA recommends sealing air leaks and adding insulation to make your home more comfortable, reduce energy bills, and help our environment.

PROTECTO WRAP BT25XL BUTYL HYBRID WINDOW & DOOR SEALING TAPE can help reduce air infiltration as recommended by the ENERGY STAR HOME SEALING guidelines.

Protecto Wrap Company
800-759-9727
www.protectowrap.com

PLEASE NOTE: *There should be no solvent-based caulks used in conjunction with Protecto Wrap BT25XL. BT25XL should not be used in direct contact with the flexible (plasticized) polyvinyl chloride (PVC based membranes and products), i.e. flexible "J" channel.*


Surfaces should be clean, dry, free of dirt and other foreign matter. For best results, BT25XL should be applied at a temperature above 25°F. When applying BT25XL to masonry, concrete, black sheathing board and OSB products or Dens-Glass Gold*, the surface should be tested. If adequate adhesion is not obtained, the surface must be primed with Protecto Wrap BT-Primer or Protecto-Tak Spray Adhesive.

*Dens-Glass is a registered trademark of Georgia-Pacific Corporation

Application Instructions:

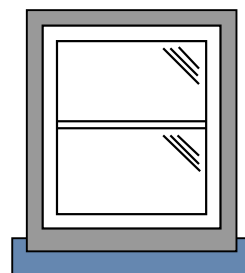
Step 1

Apply a piece of **BT25XL** even with the top edge of the window sill prior to setting the window.



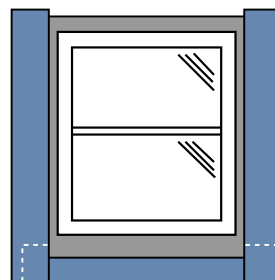
Step 2

Install window per manufacturer directions.



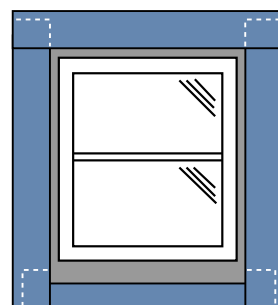
Step 3

Apply the vertical pieces of **BT25XL** on top of the window fin. While removing the release paper, roll the tape surface as it comes into contact with the window flange and building face, to assure adhesion and to minimize trapping air beneath the tape.



Step 4

Apply the final top horizontal piece of **BT25XL** on the top of the window fin. Roll all tape surfaces to assure adhesion.



NOTE: BT25XL 9" and wider comes standard with a 4" custom serration integrated into the release liner.

Please call Protecto Wrap's Technical department if you have any questions.



Premium Building Products
That Protect

Protecto Wrap Company
(800) 759-9727
www.protectowrap.com

BT25XLBUTYL SS 02 3/07

