

TWIN LOC-NAIL

SPECIFICATIONS

BASE SHEET, RECOVERY BOARD, AND INSULATION TO LIGHTWEIGHT INSULATING CONCRETE, STRUCTURAL WOOD FIBER, AND POURED GYPSUM

COMPOSITION

Factory pre-assembled components consisting of:

Tube: Precision formed from coated steel to prevent corrosion. The tube is shaped to easily penetrate decking and existing membranes.

Disk: Precision formed from coated steel to prevent corrosion, 2.7" diameter. Securely clamped to tube and rib reinforced to resist cupping.

Locking Staple: Precision formed from high tensile steel wire. Coated to prevent corrosion.

TECHNICAL DATA

Approvals: Twin Loc-Nails maintain Factory Mutual and Miami-Dade County Approvals.

Fastening Pattern: Consult Factory Mutual or Miami-Dade County requirements for recommended pattern in normal, exposed, and hurricane areas.

Field Testing: On-site withdrawal testing should always be performed to evaluate the ability of the roofing substrate to satisfactorily accept and retain fasteners. Such testing may alter fastener selection and modify applicable fastening patterns. The Twin Loc-Nail should always be embedded into the structural roof deck to a depth of at least 1"

INSTALLATION

Equipment: Always use an ES Twin Loc Driver. Consult ES Products for the specific driver for your application.

Method: Drive Twin Loc-Nail perpendicular to roof deck, seating cap flush with roofing surface. Once tube is set, drive the locking staple into the tube/disk unit until the top of the staple is flush with the cap (see illustration).

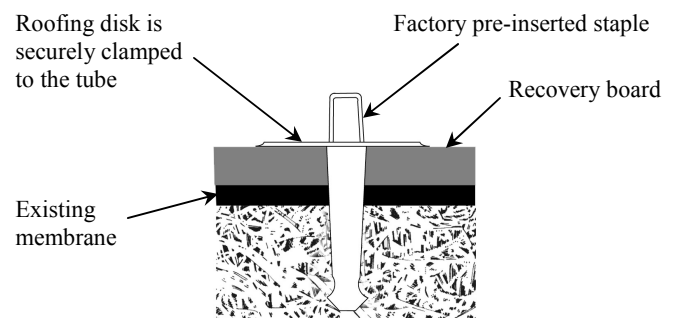
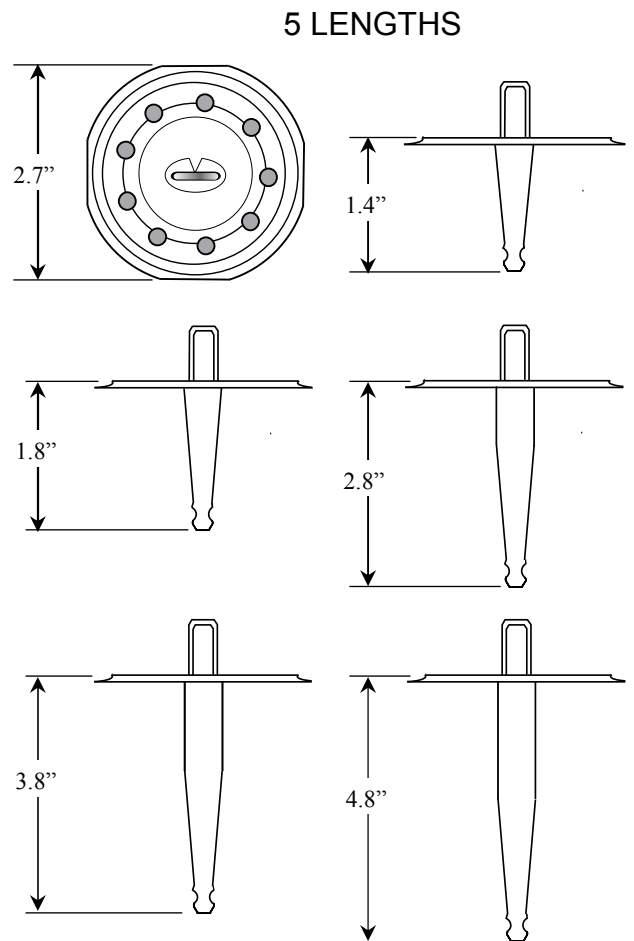
Operation: When locking staple is driven, its dual wire legs diverge, anchoring the fastener in place (see illustration). Uplift resistance may vary depending on the density and integrity of the substrate.

Availability: The Twin Loc-Nail is a patented product manufactured only by ES Products, Inc. and distributed by leading roofing material and equipment wholesalers throughout the United States.

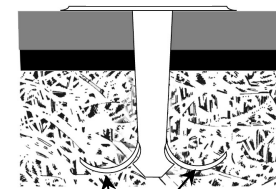
Packaging: 1.4", 1.8", 2.8", and 3.8" Twin Loc-Nails packaged 500 per carton. Gross weight: 1.4"- 26 lbs; 1.8"- 28 lbs; 2.8"- 34 lbs; 3.8"- 42 lbs. 4.8" Twin Loc-Nails packaged 250 per carton. Gross weight: 27 lbs. Shrink wrapped and palletized.

PROUDLY MADE IN THE U.S.A.

Warranty: ES Products, Inc. warrants its products for one year from date of sale against defective workmanship and material, and its liability therefore shall be limited to replacing defective products reported defective during the warranty period. ES Products is not responsible for any failure attributable to improper use or installation in any manner inconsistent with manufacturer's specifications. THIS WARRANTY IS IN LIEU OF ANY OTHER WARRANTY, EXPRESS OR IMPLIED, ALL OF WHICH ARE EXPRESSLY DISCLAIMED INCLUDING ANY WARRANTY OF MERCHANTABILITY AND ANY WARRANTY OF FITNESS FOR PARTICULAR USE. This warranty provides specific legal rights and remedies that may vary from state to state.



First impact sets tube.
Second impact actuates staple.



As locking staple is driven, its dual wire legs diverge, anchoring the fastener in substrate

ESPRODUCTS

Distributed by: BEST MATERIALS LLC
602-272-8128 www.bestmaterials.com

BASE SHEET, RECOVERY BOARD, AND INSULATION ATTACHMENT TO LIGHTWEIGHT INSULATING CONCRETE, STRUCTURAL WOOD FIBER, AND POURED GYPSUM

USING THE TWIN LOC-NAIL

Fastener density and spacing vary depending on applicable uplift requirements. Local codes, governing approval bodies, membrane manufacturers, and individual roofdeck manufacturers all may have specific requirements that need to be addressed prior to beginning any roofing project. **The Twin Loc-Nail should always be embedded into the structural roofdeck to a depth of at least 1".** The following illustrates typical Factory Mutual recommended fastening patterns widely accepted by membrane and roofdeck manufacturers.

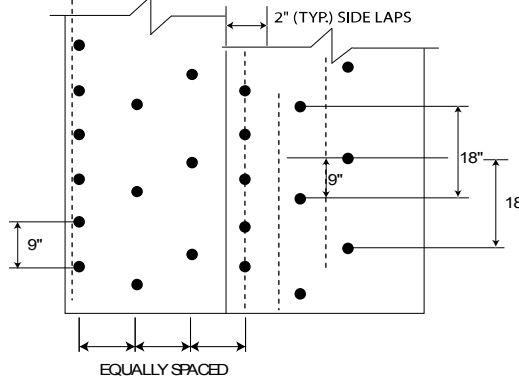
FASTENING GUIDE I

BASE SHEET ATTACHMENT FOR BUILT-UP OR MODIFIED BITUMEN ROOF COVERS

CLASS I-90 WINDSTORM CLASSIFICATION

An FMRC-approved base sheet is fastened in the field on the roof with Twin Loc-Nails installed 9" on center in 2" wide base sheet side laps and 18" on center staggered in 2 rows, equally spaced, between the base sheet side laps.

When fastening meter-wide material with this pattern, expect to use approximately 86 fasteners per square (100 ft²).



Twin Loc Insulation Driver Twin Loc Driver

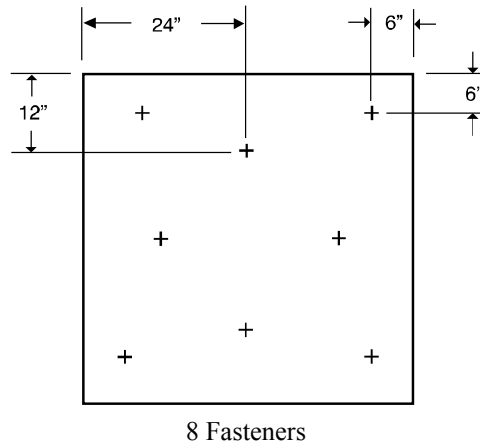
FASTENING GUIDE II

RECOVERY BOARD AND INSULATION ATTACHMENT UNDER BUILT-UP AND MODIFIED BITUMEN ROOF COVERS

CLASS I-90 WINDSTORM CLASSIFICATION

An FMRC-approved recovery board/insulation, suitable for use with minimum 3-ply built-up or modified membranes, is fastened with 8 Twin Loc-Nails per 4' x 4' board in a diamond in a box pattern (1 fastener per 2 ft²).

Consult FMRC for a complete listing of approved recovery boards/insulations.



39" Overall Length

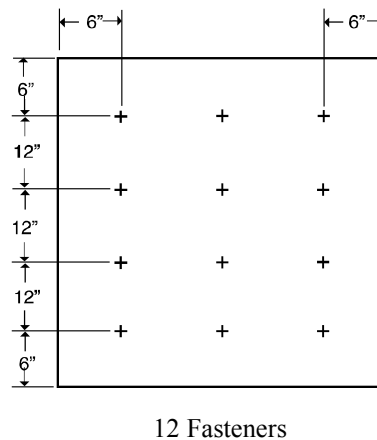
FASTENING GUIDE III

RECOVERY BOARD AND INSULATION ATTACHMENT UNDER FULLY ADHERED SINGLE PLY MEMBRANES

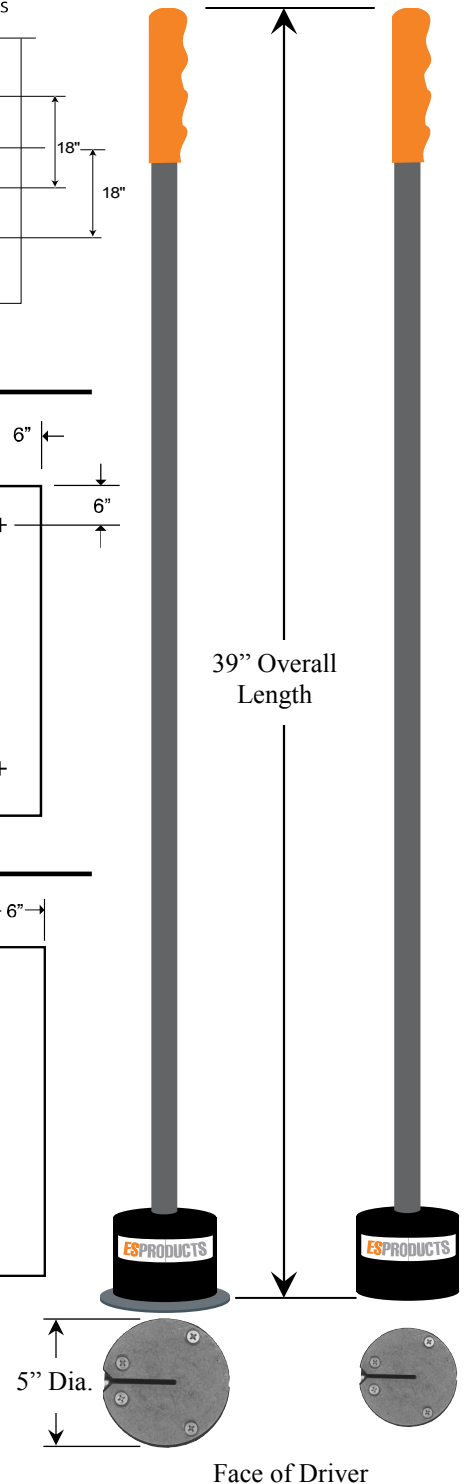
CLASS I-90 WINDSTORM CLASSIFICATION

An FMRC-approved recovery board/insulation, suitable for use with fully adhered single ply membranes, is fastened with 12 Twin Loc-Nails per 4' x 4' board in 4 rows of 3 fasteners per row (1 fastener per 1.33 ft²).

Consult FMRC for a complete listing of approved recovery boards/insulations.



12 Fasteners



5" Dia.

Face of Driver