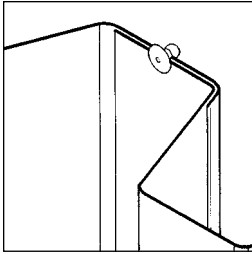


Blind Rivets

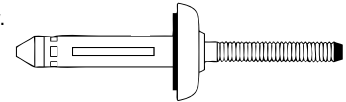


- Good installed appearance
- Requires access to only one side of work piece
- Many corrosion resistant options
- Tamper resistant
- Won't loosen in high vibration or fatigue applications
- Quality and repeatability of assembly
- No over-driving or under-driving
- The installed function of the rivet will be consistent and is independent of the installer's technique
- Easy to use, lightweight portable installation tools

Selection

Bulb-Tite Rivets

Bulb-tite rivets were first developed to solve application requirements in the Pre-Engineered Metal Building industry. Since that time the Bulb-tite product line has been expanded to meet application requirements in a wide range of industries. The Bulb-tite rivet body folds into three separate legs forming a large blind-side head. This large bearing head evenly distributes the Bulb-tite's clamp force in soft, thin or brittle materials while providing high pull-through resistance. The Bulb-tite's wide grip range enables a single Bulb-tite to work in a greater variation of thicknesses.



Aluminum Rivet/Aluminum Mandrel

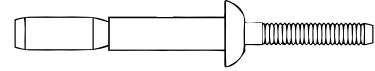
Head Style	Rivet Diameter	Part No.	Grip Range	Pre-Drill Hole Size
Dome Head Protruding Crown	5/32"	1194602	.067-.250	#20 (.162-.167)
Dome Head Protruding Crown	5/32"	1194603	.067-.250	#20 (.162-.167)
Dome Head Protruding Crown	5/32"	1194604	.250-.500	#20 (.162-.167)
Dome Head Protruding Crown	5/32"	1194605	.250-.500	#20 (.162-.167)
Dome Head Protruding Crown	3/16"	1194606	.050-.187	#4 (.209-.221)
Dome Head Protruding Crown	3/16"	1194607	.050-.187	#4 (.209-.221)
Dome Head Protruding Crown	3/16"	1194608	.062-.250	#4 (.209-.221)
Dome Head Protruding Crown	3/16"	1194609	.062-.250	#4 (.209-.221)
Dome Head Protruding Crown	3/16"	1194620	.187-.375	#4 (.209-.221)
Dome Head Protruding Crown	3/16"	1194621	.187-.375	#4 (.209-.221)
Dome Head Protruding Crown	3/16"	1194622	.312-.500	#4 (.209-.221)
Dome Head Protruding Crown	3/16"	1194623	.312-.500	#4 (.209-.221)
Dome Head Protruding Crown	3/16"	1194624	.437-.625	#4 (.209-.221)
Dome Head Protruding Crown	3/16"	1194625	.437-.625	#4 (.209-.221)
Dome Head Protruding Crown	3/16"	1194626	.563-.750	#4 (.209-.221)
Dome Head Protruding Crown	3/16"	1194627	.563-.750	#4 (.209-.221)
Dome Head Protruding Crown	1/4"	1194628	.062-.250	1/4 (.250-.263)
Dome Head Protruding Crown	1/4"	1194629	.062-.250	1/4 (.250-.263)
Dome Head Protruding Crown	1/4"	1194630	.125-.375	1/4 (.250-.263)
Dome Head Protruding Crown	1/4"	1194631	.125-.375	1/4 (.250-.263)
Dome Head Protruding Crown	1/4"	1194632	.250-.500	1/4 (.250-.263)
Dome Head Protruding Crown	1/4"	1194633	.250-.500	1/4 (.250-.263)
Dome Head Protruding Crown	1/4"	1194634	.375-.625	1/4 (.250-.263)
Dome Head Protruding Crown	1/4"	1194635	.375-.625	1/4 (.250-.263)
Dome Head Protruding Crown	9/32"	1194716	.032-.187	5/16 (.304-.3125)
Dome Head Protruding Crown	9/32"	1194717	.032-.187	5/16 (.304-.3125)
Dome Head Protruding Crown	9/32"	1194718	.032-.375	5/16 (.304-.3125)
Dome Head Protruding Crown	9/32"	1194719	.032-.375	5/16 (.304-.3125)
Dome Head Protruding Crown	9/32"	1194720	.250-.625	5/16 (.304-.3125)
Dome Head Protruding Crown	9/32"	1194721	.250-.625	5/16 (.304-.3125)
Dome Head Protruding Crown	9/32"	1194722	.375-.750	5/16 (.304-.3125)
Dome Head Protruding Crown	9/32"	1194723	.375-.750	5/16 (.304-.3125)
Large Flange Prot. Crown	9/32"	1194724	.042-.375	5/16 (.308-.327)
Large Flange Prot. Crown	9/32"	1194725	.042-.375	5/16 (.308-.327)
Large Flange Prot. Crown	9/32"	1194726	.250-.625	5/16 (.308-.327)
Large Flange Prot. Crown	9/32"	1194727	.250-.625	5/16 (.308-.327)
Large Flange Prot. Crown	9/32"	1194728	.375-.750	5/16 (.308-.327)
Large Flange Prot. Crown	9/32"	1194730	.375-.750	5/16 (.308-.327)

Blind Rivets

Selection

Mega-Grip Rivets

The Mega-Grip is a high strength structural blind rivet offering several advantages over conventional blind rivets. Mega-Grip's wide grip range enables a single Mega-Grip to replace up to five different lengths of standard rivets. High shear strength is achieved by Mega-Grip's flush break self plugging mandrel. Mega-Grip rivets are hole-filling, resulting in tighter joints and improved sealing for weather resistance. Mega-Grip rivets are installed via standard rivet tools and do not require special nose tips.



Aluminum Rivet/Aluminum Mandrel

Head Style	Rivet Diameter	Part No.	Grip Range	Pre-Drill Hole Size
Dome	3/16"	1194560	.062-.250	#8 (.194-.204)
Dome	3/16"	1194561	.062-.437	#8 (.194-.204)
Dome	1/4"	1194562	.080-.375	G (.259-.272)
Dome	1/4"	1194567	.080-.625	G (.259-.272)

Extra Length Metric Rivets

SFS intec supplies a complete line of metric blind rivets according to DIN7337 standards in 3mm, 4mm and 5mm diameters. Standard material is Aluminum/Steel. Stainless Steel 304 and 316 alloys are available upon special request. All dimensions for Metric Series are given in millimeters. Additional diameters of 4.8mm, 6mm and 6.4mm available on special request.



Aluminum Rivet/Steel Mandrel

Head Style	Rivet Diameter	Part No.	Grip Range	Pre-Drill Hole Size
Dome	3mm	1194509	13-15	3.1
Dome	3mm	1194531	15-17	3.1
Dome	3mm	1194532	17-22	3.1
Dome	3mm	1194534	22-25	3.1
Dome	4mm	1194535	12.5-14.5	4.1
Dome	4mm	1194536	14.5-16.5	4.1
Dome	4mm	1194537	16.5-21.5	4.1
Dome	4mm	1194538	21.5-26	4.1
Dome	4mm	1194539	26-30	4.1
Dome	4mm	1194540	30-35	4.1
Dome	5mm	1194541	25-30	5.1
Dome	5mm	1194542	30-35	5.1
Dome	5mm	1194543	35-40	5.1
Dome	5mm	1194544	40-45	5.1
Dome	5mm	1194545	45-48	5.1
Dome	5mm	1194546	48-52	5.1
Dome	5mm	1194547	52-57	5.1
Dome	5mm	1194549	57-62	5.1
Dome	5mm	1194550	62-72	5.1

Distributed by: **BEST MATERIALS LLC**, Phoenix AZ
Ph: 800-474-7570, 602-272-8128, Fax: 602-272-8014
Email: sales@bestmaterials.com
www.bestmaterials.com

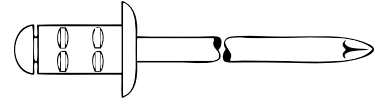
Continued on following page

Blind Rivets

Selection

PolyGrip Multigrip Blind Rivets

PolyGrip rivets feature a wide grip range, enabling a single PolyGrip to replace up to three different lengths of standard blind rivets. PolyGrip rivets expand radially, filling the application hole, resulting in tighter joints and improved sealing. The PolyGrip's locked mandrel core creates a weather resistant fastener. Improved material support is provided by the PolyGrip's larger blindside head formation. Large flange head style available upon request.



Stainless Rivet/Stainless Mandrel

Head Style	Rivet Diameter	Part No.	Grip Range	Pre-Drill Hole Size
Dome	1/8"	1194553	.020-.192	#30 (.128-.133)
Dome	1/8"	1194555	.059-.256	#30 (.128-.133)
Dome	1/8"	1194558	.118-.315	#30 (.128-.133)
Dome	5/32"	1194559	.020-.256	#20 (.161-.166)
Dome	5/32"	1194580	.139-.354	#20 (.161-.166)
Dome	5/32"	1194581	.276-.472	#20 (.161-.166)
Dome	3/16"	1194582	.039-.236	#10 (.193-.199)
Dome	3/16"	1194583	.197-.394	#10 (.193-.199)
Dome	3/16"	1194584	.315-.472	#10 (.193-.199)

Aluminum Rivet/Stainless Mandrel

Head Style	Rivet Diameter	Part No.	Grip Range	Pre-Drill Hole Size
Dome	1/8"	1194585	.039-.197	#30 (.130-.136)
Dome	1/8"	1194586	.059-.256	#30 (.130-.136)
Dome	1/8"	1194587	.118-.315	#30 (.130-.136)
Dome	5/32"	1194589	.039-.256	#20 (.161-.166)
Dome	5/32"	1194610	.138-.375	#20 (.161-.166)
Dome	5/32"	1194611	.276-.512	#20 (.161-.166)
Dome	3/16"	1194612	.039-.256	#10 (.193-.199)
Dome	3/16"	1194613	.177-.433	#10 (.193-.199)
Dome	3/16"	1194614	.256-.512	#10 (.193-.199)
Dome	3/16"	1194615	.433-.768	#10 (.193-.199)
Dome	3/16"	1194616	.630-.945	#10 (.193-.199)

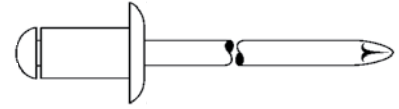
Distributed by: BEST MATERIALS LLC, Phoenix AZ
Ph: 800-474-7570, 602-272-8128, Fax: 602-272-8014
Email: sales@bestmaterials.com
www.bestmaterials.com

Blind Rivets

Selection

Standard Blind Rivets

Standard blind rivets are ideally suited for metal trim applications and other light gauge installations. SFS intec provides a selection of 1/8" diameter rivets painted to match standard industry colors. Other sizes and colors available upon request.



Aluminum Rivet/Aluminum Mandrel

Head Style	Rivet Diameter	Part No.	Grip Range	Pre-Drill Hole Size
Dome	1/8"	L0500	.063-.125	#30 (.129-.133)
Dome	1/8"	L0520	.126-.187	#30 (.129-.133)
Dome	1/8"	L0540	.188-.250	#30 (.129-.133)

Steel Rivet/Steel Mandrel

Head Style	Rivet Diameter	Part No.	Grip Range	Pre-Drill Hole Size
Dome	1/8"	L0100	.063-.125	#30 (.129-.133)
Dome	1/8"	L0120	.126-.187	#30 (.129-.133)
Dome	1/8"	L0140	.188-.250	#30 (.129-.133)

Stainless Rivet/Stainless Mandrel

Head Style	Rivet Diameter	Part No.	Grip Range	Pre-Drill Hole Size
Dome	1/8"	L1280	.063-.125	#30 (.129-.133)
Dome	1/8"	L1290	.126-.187	#30 (.129-.133)
Dome	1/8"	L1300	.188-.250	#30 (.129-.133)

Stocking Colors:

- 001 White
- 012 Blue
- 014 Bright White
- 020 Tan
- 042 Burnish
- 047 Green
- 051 Dk. Gray
- 109 Beige
- 228 Green
- 232 Green
- 248 Lt. Stone
- 348 White
- 578 Gray
- 850 Ash Gray
- 890 Red