


**Best Materials®**  
discount warehouse



## Application Overview: ASI-502 Translucent Color Sealant For Kitchen & Bath



**Product:** The ASI 502 Translucent Silicone Sealant / Adhesive is excellent for kitchen or bath tile sealing. Translucent silicone blends with natural colors to create a beautiful & professional appearance. Acetoxly cure has natural antibacterial properties making it perfect for kitchen and bath areas.

- Easy to work with
- Works with a variety of substrates
- 8 beautiful translucent colors to choose from

### 8 Translucent Color Options




Trans White




Trans Beige



Trans Earth




Trans Green



Trans Blue




Trans Gray



Trans Rose



Trans Charcoal



## What You Need For This Job

- ASI 502 Caulk
- Caulk Gun
- Putty Knife
- Painters Tape
- Caulking Tool

### Installation Overview

#### Step #1)

Prepare the application area by cleaning the surface of any debris or dirt. If you are replacing old grout or sealant, use a utility knife or scrapper to carefully remove the old product. Ensure that all residue, dirt, & grease are removed.



#### Step #2)

Apply tape to the joint edges where the sealant should NOT appear. This will ensure a nice even finished edge. Painters Tape is recommended.

### Step #3)


Apply the sealant to the area by using a caulking gun. Fill in the gap with an even bead of sealant for an even finish. Use tool to distribute evenly.

### Step #4)

Remove the tape. Re-tool if needed (spit finger works best). Initial cure time is overnight.



**BEFORE**



**AFTER**



Notice the Translucent Properties!

Click [Here](#) for More Product Information

www.BestMaterials.com

sales@bestmaterials.com

1800-474-7570