

DISTRIBUTED BY



Declaration of Conformity

In Accordance with ANSI/ISEA 125-2014



Declaration #

B0317105a

Declaration Date

3.30.17

Tested Item #

7083BM

ComforTech® ACT Construction Belted 3D FBH

Additional Items Conforming Under this Declaration:

7083BXS

7083BS

7083BL

7083BXL

7083B2X

7083B3X

Alexander Andrew, Inc. declares that the product(s) listed above is in conformity with the requirements of the following performance standard(s):

ANSI Z359.11-2014

Conformity Assessment Method in accordance with ANSI/ISEA 125-2014

Level 1

Level 2

Level 3

Level 1: FallTech Lab
Outside the Scope of
ISO/IEC Standard 17025:2005

Level 2: FallTech Lab
Within the Scope of
ISO/IEC Standard 17025:2005

Level 3: Independent 3rd Party Lab
accredited to
ISO/IEC Standard 17025:2005

Supporting
Documentation

PC-1047

Authorized Signature

Name

Mark Sasaki

Title

Director of Engineering

Date

12.20.18

DoC Rev1 7.2.14

Exova
3883 East Eagle Drive
Anaheim
California
USA
92807

T: +1 (714) 630-3003
F: +1 (714) 630-4443
E: sales@exova.com
W: www.exova.com



Testing. Advising. Assuring.

March 31, 2017

Attention: Jay Sponholz
Quality Manager

Subject: **Attestation of Witnessing Testing**
Exova OCM Job # 370370-22
FallTech P.O.: OPEN
Report No.: PC-1047
Base Part No. 7083BM
Description: Full Body Harness

Dear Mr. Sponholz:



The purpose of this attestation is to attest to the fact that a representative of Exova OCM was on site at FallTech's facilities to confirm suitability of the equipment used, calibration status of the equipment and to witness testing performed by FallTech employees. Details of this visit are included below:



- Date of Testing:
 - March 29, 2017
- Exova OCM Test Witness:
 - Kevin Ton
- FallTech Test Operators:
 - Yesbet Sierra and Jay Sponholz
- Specification:
 - ANSI Z359.11-2014 Sections 4.3.5, 4.3.3, 4.3.4, 4.3.6, 4.3.7
- Equipment Calibration Interval
 - 1 year, except weights which are 5 years



Attached to this attestation is the test report generated by FallTech Testing Laboratory. Exova OCM test witness certifies the report accurately presents the testing performed on the samples identified.

Test Report #	Date	Base Part #	Description	Sample ID's	Results
PC-1047	3/30/2017	7083BM	Full Body Harness	3808836	Pass
				3808843	
				3808838	
				3808835	
				3808844	
				3808837	
				3808842	
				3808834	
				3808849	
				3808848	
				3808847	
				3808846	
				3808839	
3808841					
3808840					

Test Witness Signature: Kevin Ton Test Technician Mechanical Laboratory	<i>(Signed for and on behalf of Exova-OCM)</i> 	
---	---	---

Approval Signature: Thomas J. (Tom) Parsons Manager Quality / Technical Services	<i>(Signed for and on behalf of Exova-OCM)</i> 	
--	---	---

This attestation shall not be reproduced except in full, without the written approval of Exova-OCM. The laboratory has witnessed the testing the material / items supplied by the client as sampled by the client. The testing is not within Exova OCM's L.A.B scope of testing and was not performed at Exova OCM.



FallTech Testing Laboratory
 Attestation Number: 370370-22
 Revision Letter: Original
 Page 2 of 2

Exova OCM 3883 East Eagle Drive Anaheim, CA 92807 USA



FallTech Test Report

Test Report No.	PC-1047	Rpt. Date	3/30/2017	Rpt. Rev		Rev Date	
Report Prepared For	FallTech						
Initiated By	Dan Redden	Test Specification(s)	ANSI Z359.11-2014 4.3.5, 4.3.3, 4.3.4, 4.3.6, 4.3.7				
Part No.	7083BM	Part No. Revision	A				
Part Description	Full Body Harness						
Test Request No.	PC-1047	Date Complete	3/29/2017				
Test Operator(s)	Yesbet Sierra, Jay Sponholz						

Material/Sample Identification

Sample ID	Description
3808832	Full Body Harness
3808831	Full Body Harness
3808818	Full Body Harness
3808829	Full Body Harness
3808823	Full Body Harness
3808820	Full Body Harness
3808833	Full Body Harness
3808828	Full Body Harness
3808824	Full Body Harness
3808821	Full Body Harness
3808822	Full Body Harness
3808825	Full Body Harness
3808830	Full Body Harness
3808826	Full Body Harness
3808827	Full Body Harness



ACCREDITED
Certificate# TL-594 Testing

This laboratory is accredited in accordance with the recognized International Standard ISO/IEC 17025:2005.
This accreditation demonstrates technical competence for a defined scope and the operation of a
laboratory quality management system (refer to the joint ISO-ILAC-IAF Communique dated January 2009).
FallTech Testing Laboratory allows for a +/- 5% tolerance on dynamic and static strength test results.

FLT-08 Rev. H
Page 1 of 15



FallTech Test Report

Test Report No.	PC-1047	Rpt. Date	3/30/2017	Rpt. Rev		Rev Date	
Report Prepared For	FallTech						
Initiated By	Dan Redden	Test Specification(s)	ANSI Z359.11-2014 4.3.5, 4.3.3, 4.3.4, 4.3.6, 4.3.7				
Part No.	7083BM	Part No. Revision	A				
Part Description	Full Body Harness						
Test Request No.	PC-1047	Date Complete	3/29/2017				

Test Summary

Test Specification	Test Criteria	Test Result	Pass/Fail	
ANSI Z359.11-2014 4.3.5	Static Strength (Dorsal D-ring)	3600 Lbf \geq 1 Minute	3641.5 Lbf	Pass
	Static Strength (Dorsal D-ring)	Harness Shall Not Release Test Torso	Did Not Release	Pass
	Adjuster Slippage	Slippage \leq 1"	.20"	Pass
	Tear Distance	Shall Not Tear a Distance Greater Than to Adjacent Eyelet	Did Not Tear Through	Pass
	Tearing	Straps Shall Not Show Any Signs of Tearing	Did Not Tear	Pass
ANSI Z359.11-2014 4.3.5	Static Strength (Dorsal D-ring)	3600 Lbf \geq 1 Minute	3630.4 Lbf	Pass
	Static Strength (Dorsal D-ring)	Harness Shall Not Release Test Torso	Did Not Release	Pass
	Adjuster Slippage	Slippage \leq 1"	0.0"	Pass
	Tear Distance	Shall Not Tear a Distance Greater Than to Adjacent Eyelet	Did Not Tear Through	Pass
	Tearing	Straps Shall Not Show Any Signs of Tearing	Did Not Tear	Pass
ANSI Z359.11-2014 4.3.5	Static Strength (Dorsal D-ring)	3600 Lbf \geq 1 Minute	3630.0 Lbf	Pass
	Static Strength (Dorsal D-ring)	Harness Shall Not Release Test Torso	Did Not Release	Pass
	Adjuster Slippage	Slippage \leq 1"	.17"	Pass
	Tear Distance	Shall Not Tear a Distance Greater Than to Adjacent Eyelet	Did Not Tear Through	Pass
	Tearing	Straps Shall Not Show Any Signs of Tearing	Did Not Tear	Pass



ACCREDITED
Certificate# TL-594 Testing

This laboratory is accredited in accordance with the recognized International Standard ISO/IEC 17025:2005. This accreditation demonstrates technical competence for a defined scope and the operation of a laboratory quality management system (refer to the joint ISO-ILAC-IAF Communique dated January 2009). FallTech Testing Laboratory allows for a +/- 5% tolerance on dynamic and static strength test results.

FLT-08 Rev. H
Page 2 of 15



FallTech Test Report

Test Report No.	PC-1047	Rpt. Date	3/30/2017	Rpt. Rev		Rev Date	
Report Prepared For	FallTech						
Initiated By	Dan Redden	Test Specification(s)	ANSI Z359.11-2014 4.3.5, 4.3.3, 4.3.4, 4.3.6, 4.3.7				
Part No.	7083BM	Part No. Revision	A				
Part Description	Full Body Harness						
Test Request No.	PC-1047	Date Complete	3/29/2017				
ANSI Z359.11-2014 4.3.5	Static Strength (Hip D-ring)	3600 Lbf \geq 1 Minute	3649.1 Lbf	Pass			
	Static Strength (Hip D-ring)	Harness Shall Not Release Test Torso	Did Not Release	Pass			
	Adjuster Slippage	Slippage \leq 1"	0.0"	Pass			
	Tear Distance	Shall Not Tear a Distance Greater Than to Adjacent Eyelet	Did Not Tear Through	Pass			
	Tearing	Straps Shall Not Show Any Signs of Tearing	Did Not Tear	Pass			
ANSI Z359.11-2014 4.3.5	Static Strength (Hip D-ring)	3600 Lbf \geq 1 Minute	3650.2 Lbf	Pass			
	Static Strength (Hip D-ring)	Harness Shall Not Release Test Torso	Did Not Release	Pass			
	Adjuster Slippage	Slippage \leq 1"	0.0"	Pass			
	Tear Distance	Shall Not Tear a Distance Greater Than to Adjacent Eyelet	Did Not Tear Through	Pass			
	Tearing	Straps Shall Not Show Any Signs of Tearing	Did Not Tear	Pass			
ANSI Z359.11-2014 4.3.5	Static Strength (Hip D-ring)	3600 Lbf \geq 1 Minute	3654.2 Lbf	Pass			
	Static Strength (Hip D-ring)	Harness Shall Not Release Test Torso	Did Not Release	Pass			
	Adjuster Slippage	Slippage \leq 1"	0.0"	Pass			
	Tear Distance	Shall Not Tear a Distance Greater Than to Adjacent Eyelet	Did Not Tear Through	Pass			
	Tearing	Straps Shall Not Show Any Signs of Tearing	Did Not Tear	Pass			



ACCREDITED
Certificate# TL-594 Testing

This laboratory is accredited in accordance with the recognized International Standard ISO/IEC 17025:2005. This accreditation demonstrates technical competence for a defined scope and the operation of a laboratory quality management system (refer to the joint ISO-ILAC-IAF Communique dated January 2009). FallTech Testing Laboratory allows for a +/- 5% tolerance on dynamic and static strength test results.

FLT-08 Rev. H
Page 3 of 15



FallTech Test Report

Test Report No.	PC-1047	Rpt. Date	3/30/2017	Rpt. Rev		Rev Date	
Report Prepared For	FallTech						
Initiated By	Dan Redden	Test Specification(s)	ANSI Z359.11-2014 4.3.5, 4.3.3, 4.3.4, 4.3.6, 4.3.7				
Part No.	7083BM	Part No. Revision	A				
Part Description	Full Body Harness						
Test Request No.	PC-1047			Date Complete	3/29/2017		
ANSI Z359.11-2014 4.3.3	Dynamic Performance Dorsal D-ring (Feet First)	Peak Impact Load ≥ 3600 Lbf	4578.6 Lbf	Pass			
	Dynamic Performance Dorsal D-ring (Feet First)	Harness Shall Not Release Test Torso	Did Not Release	Pass			
	Dynamic Performance Dorsal D-ring (Feet First)	Remain Suspended for ≥ 5 Minutes	5 Minutes	Pass			
	Dynamic Performance Dorsal D-ring (Feet First)	Angle at Rest ≤ 30°	1.4°	Pass			
	Dynamic Performance Dorsal D-ring (Feet First)	At Least One Fall Arrest Indicator Shall be Deployed Visibly and Permanently	Visibly and Permanently Deployed	Pass			
	Dynamic Performance Dorsal D-ring (Feet First)	Harness Stretch Shall Not Exceed 18"	8.4"	Pass			
ANSI Z359.11-2014 4.3.3	Dynamic Performance Dorsal D-ring (Feet First)	Peak Impact Load ≥ 3600 Lbf	4795.1 Lbf	Pass			
	Dynamic Performance Dorsal D-ring (Feet First)	Harness Shall Not Release Test Torso	Did Not Release	Pass			
	Dynamic Performance Dorsal D-ring (Feet First)	Remain Suspended for ≥ 5 Minutes	5 Minutes	Pass			
	Dynamic Performance Dorsal D-ring (Feet First)	Angle at Rest ≤ 30°	5.2°	Pass			
	Dynamic Performance Dorsal D-ring (Feet First)	At Least One Fall Arrest Indicator Shall be Deployed Visibly and Permanently	Visibly and Permanently Deployed	Pass			
	Dynamic Performance Dorsal D-ring (Feet First)	Harness Stretch Shall Not Exceed 18"	7.2"	Pass			
ANSI Z359.11-2014 4.3.3	Dynamic Performance Dorsal D-ring (Feet First)	Peak Impact Load ≥ 3600 Lbf	4548.2 Lbf	Pass			
	Dynamic Performance Dorsal D-ring (Feet First)	Harness Shall Not Release Test Torso	Did Not Release	Pass			
	Dynamic Performance Dorsal D-ring (Feet First)	Remain Suspended for ≥ 5 Minutes	5 Minutes	Pass			
	Dynamic Performance Dorsal D-ring (Feet First)	Angle at Rest ≤ 30°	1.2°	Pass			
	Dynamic Performance Dorsal D-ring (Feet First)	At Least One Fall Arrest Indicator Shall be Deployed Visibly and Permanently	Visibly and Permanently Deployed	Pass			
	Dynamic Performance Dorsal D-ring (Feet First)	Harness Stretch Shall Not Exceed 18"	8.4"	Pass			



ACCREDITED
Certificate# TL-594 Testing

This laboratory is accredited in accordance with the recognized International Standard ISO/IEC 17025:2005.
This accreditation demonstrates technical competence for a defined scope and the operation of a
laboratory quality management system (refer to the joint ISO-ILAC-IAF Communique dated January 2009).
FallTech Testing Laboratory allows for a +/- 5% tolerance on dynamic and static strength test results.

FLT-08 Rev. H
Page 4 of 15



FallTech Test Report

Test Report No.	PC-1047	Rpt. Date	3/30/2017	Rpt. Rev		Rev Date	
Report Prepared For	FallTech						
Initiated By	Dan Redden	Test Specification(s)	ANSI Z359.11-2014 4.3.5, 4.3.3, 4.3.4, 4.3.6, 4.3.7				
Part No.	7083BM	Part No. Revision	A				
Part Description	Full Body Harness						
Test Request No.	PC-1047	Date Complete	3/29/2017				
ANSI Z359.11-2014 4.3.4	Dynamic Performance Dorsal D-ring (Head First)	Peak Impact Load ≥ 3,600 Lbf	2918.0 Lbf	*			
	Dynamic Performance Dorsal D-ring (Head First)	Harness Shall Not Release Test Torso	Did Not Release	Pass			
	Dynamic Performance Dorsal D-ring (Head First)	Remain Suspended for ≥ 5 Minutes	5 Minutes	Pass			
	Dynamic Performance Dorsal D-ring (Head First)	Angle at Rest ≤ 30°	4.8°	Pass			
	Dynamic Performance Dorsal D-ring (Head First)	At Least One Fall Arrest Indicator Shall Be Deployed Visibly and Permanently	Visibly and Permanently Deployed	Pass			
ANSI Z359.11-2014 4.3.4	Dynamic Performance Dorsal D-ring (Head First)	Peak Impact Load ≥ 3,600 Lbf	2503.7 Lbf	*			
	Dynamic Performance Dorsal D-ring (Head First)	Harness Shall Not Release Test Torso	Did Not Release	Pass			
	Dynamic Performance Dorsal D-ring (Head First)	Remain Suspended for ≥ 5 Minutes	5 Minutes	Pass			
	Dynamic Performance Dorsal D-ring (Head First)	Angle at Rest ≤ 30°	5.3°	Pass			
	Dynamic Performance Dorsal D-ring (Head First)	At Least One Fall Arrest Indicator Shall Be Deployed Visibly and Permanently	Visibly and Permanently Deployed	Pass			
ANSI Z359.11-2014 4.3.4	Dynamic Performance Dorsal D-ring (Head First)	Peak Impact Load ≥ 3,600 Lbf	2528.3 Lbf	*			
	Dynamic Performance Dorsal D-ring (Head First)	Harness Shall Not Release Test Torso	Did Not Release	Pass			
	Dynamic Performance Dorsal D-ring (Head First)	Remain Suspended for ≥ 5 Minutes	5 Minutes	Pass			
	Dynamic Performance Dorsal D-ring (Head First)	Angle at Rest ≤ 30°	4.5°	Pass			
	Dynamic Performance Dorsal D-ring (Head First)	At Least One Fall Arrest Indicator Shall Be Deployed Visibly and Permanently	Visibly and Permanently Deployed	Pass			



ACCREDITED
Certificate# TL-594 Testing

This laboratory is accredited in accordance with the recognized International Standard ISO/IEC 17025:2005.
This accreditation demonstrates technical competence for a defined scope and the operation of a
laboratory quality management system (refer to the joint ISO-ILAC-IAF Communique dated January 2009).
FallTech Testing Laboratory allows for a +/- 5% tolerance on dynamic and static strength test results.

FLT-08 Rev. H
Page 5 of 15



FallTech Test Report						
Test Report No.	PC-1047	Rpt. Date	3/30/2017	Rpt. Rev		Rev Date
Report Prepared For	FallTech					
Initiated By	Dan Redden	Test Specification(s)	ANSI Z359.11-2014 4.3.5, 4.3.3, 4.3.4, 4.3.6, 4.3.7			
Part No.	7083BM	Part No. Revision	A			
Part Description	Full Body Harness					
Test Request No.	PC-1047	Date Complete	3/29/2017			
ANSI Z359.11-2014 4.3.6	Fall Arrest Indicator Test (Doral D-ring)	At Least One Fall Arrest Indicator Shall be Deployed Visibly and Permanently	Visibly and Permanently Deployed	Pass		
ANSI Z359.11-2014 4.3.6	Fall Arrest Indicator Test (Doral D-ring)	At Least One Fall Arrest Indicator Shall be Deployed Visibly and Permanently	Visibly and Permanently Deployed	Pass		
ANSI Z359.11-2014 4.3.6	Fall Arrest Indicator Test (Doral D-ring)	At Least One Fall Arrest Indicator Shall be Deployed Visibly and Permanently	Visibly and Permanently Deployed	Pass		
ANSI Z359.11-2014 4.3.7	Lanyard Parking Attachment Element	Disengagement Load ≤ 120 Lbf	Previously Tested and Passed under PC-0722	Pass		
Conclusion						
FallTech P/N 7083BM Rev. A meets the requirements of ANSI Z359.11-2014.						
Test Exceptions						
* Harness has been dynamically tested and subjected to forces of 5,000 Lbs. or more. Energy absorbing properties inherent to the harness prevented residual force readings equal to or greater than the 3,600 Lbs. required by the standard.						
Report Signatories and Approval						
Lab Quality Manager				Date	3/30/2017	
Witnessed by	Kevin Ton				Date	4/14/2017



ACCREDITED
Certificate# TL-594 Testing

This laboratory is accredited in accordance with the recognized International Standard ISO/IEC 17025:2005.
This accreditation demonstrates technical competence for a defined scope and the operation of a
laboratory quality management system (refer to the joint ISO-ILAC-IAF Communiqué dated January 2009).
FallTech Testing Laboratory allows for a +/- 5% tolerance on dynamic and static strength test results.

FLT-08 Rev. H
Page 6 of 15