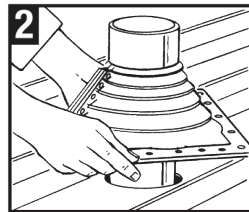



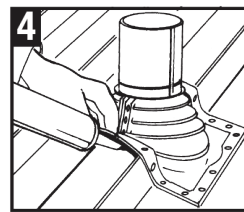
**1** **SELECT and TRIM...**  
Choose appropriate Retrofit. If necessary trim opening to pipe diameter.




**2** **WRAP...**  
Wrap Retrofit around pipe and install all snap rivets to seal flange.



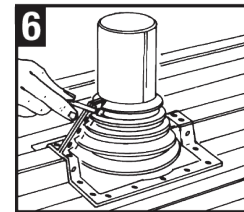
**3** **FORM...**  
Press Master Flash down, bending it to conform to roof profile or roof irregularities. A blunt tool will help press flashing into tight roof



**4** **SEAL...**  
Add a bead of metal roofing sealant under base/foot, and then also around the top when complete.



**5** **FASTEN...**  
Use fasteners to complete sealing. For UPC installation, fastener spacing may not exceed 1 1/2" (38mm).



**6** **INSTALL CABLE TIE...**  
Install supplied cable tie at uppermost part of Retrofit and apply sealant to any gaps.