


**ZURN** Introduces New TOP-SET® Roof Drain Series

**COMPLETE TOPSIDE INSTALLATION**

# FAST SECURE SAFE



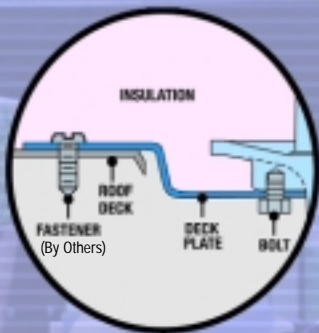
Zurn Deck Plate Offers Complete Topside Installations



Preassemble Drain Body To Deck Plate

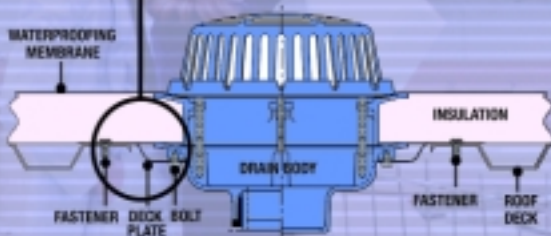
Fasten Assembly To Deck

Seal Waterproof Membrane Under Clamping Collar.  
Simply Position Dome Onto Flashing Clamp.



### ZURN TOP-SET® FEATURES

- No Underdeck Clamp Required
- Serves Purpose Of Roof Sump Receiver
- Can Be Pre-Assembled To Drain Body.  
Great For Pre-Fab Applications



**It's Fast** – Contractor can install roof drain in half the time as conventional methods ... a superior method of installation using a bolt down system that secures roof drain assembly integrally to roof deck.

**It's Secure** – Unique design combines traditional roof sump receiver with deck clamp to provide a more secure, long lasting installation of the roof drain. Available for all main roof drain sizes - Z100 (15'), Z121(12'), Z125 (8')

**It's Safe** – Contractor can install roof drain from top of roof eliminating costly and dangerous assembly of components from the underside of the the roof deck, leaving the pipe connection as the only remaining task from under the roof deck.



ZURN PLUMBING PRODUCTS GROUP  
SPECIFICATION DRAINAGE OPERATION  
1801 PITTSBURGH AVENUE • ERIE, PA 16502-1916  
PHONE: 814/455-0921 • FAX: 814/875-1402  
WEBSITE: [www.zurn.com](http://www.zurn.com)

In Canada:  
ZURN INDUSTRIES LIMITED  
3544 NASHUA DRIVE • MISSISSAUGA, ONTARIO L4V 1L2  
PHONE: 905/405-8272 • FAX: 905/405-1292

Form No. SD09, 7/02

\* This product is one in our new Contractor Series Line that highlights end user benefits increasing the awareness of contractor friendly Zurn products.

Patent Pending Deck Plate Design

Distributed by: **BEST MATERIALS**, Phoenix, AZ [www.bestmaterials.com](http://www.bestmaterials.com)

# Zurn Top-Set Deck Plate

The Zurn TOP-SET® Roof Drain Deck Plate (catalog option -DP) features ease of installation, allowing the installer to move onto more projects sooner. The TOP-SET® Deck Plate allows for the entire roof drain assembly to be installed from the topside of the roof. Separate underdeck clamps and roof-sump receivers are no longer necessary ... the deck plate acts as both. Only the pipe connection is completed from the underside of the roof.

Zurn manufactures three different size (-DP) deck plates for a trouble-free fit for all [8", 12" and 15"] diameter Zurn drains. The deck plate also includes strategically placed slots allowing versatile securing arrangements to various roof decks. The deck plate is constructed of 14-gauge steel with a corrosive resistant finish.

## Installation Instructions

- Step 1 – Create opening in roof (O-deck) to receive drain assembly.
- Step 2 – Fasten drain body to deck plate by aligning the (4) bosses on the body and (4) slots on the plate using the hex-head cap screws provided.
- Step 3 – Drop body-plate assembly into the pre-cut opening in the roof.
- Step 4 – Align deck plate attachment slots with the desired position in the roof and fasten the assembly to the roof with self-tapping screws (supplied by others).
- Step 5 – Cover the roof, including the body plate assembly with waterproofing membrane and insulation if applicable.
- Step 6 – Fasten flashing clamp to the body assembly and attached the dome.

